

**MISCELLANEOUS**

CAST IRON PIPE CUTER - 1 1/2 - 6"  
 PIPE DRIVER - BIT ONLY - 1 1/8: SHANK  
 PIPE DRIVER - WELL CASING 1 1/4 TO 2" - ELEC.  
 WELL DRILL HEAD- LESS 3/4 X 4". DRILL PIPE (DEP 100.00)

**PEX PIPE**

CRIMPING TOOL - 1 "  
 CRIMPING TOOL - 1/2 & 3/4 "

**PIPE WRENCHES**

ALUMIN - 24"  
 ALUMIN - 36"  
 BASON WRENCH  
 FAUSET HANDEL - REMOVER - PULLER  
 STEEL - 10"  
 STEEL - 12 "  
 STEEL - 18 "  
 STEEL - 8"

**SEWER**

AUGER - HAND - CLOSET - 6'  
 AUGER - HAND - SINK - 5/16 X 15'  
 AUGER - POWER - 12 X 75"  
 AUGER - POWER - 5/8 X 100'  
 TAPE - HAND - 1/2 X 50'  
 TAPE - HAND - 1/4 X 50'  
 TAPE - HAND - 3/4 X 100'  
 TAPE - HAND - 3/4 X 200'



**SOCEK FUSION TOOLS**

SOCKET FUSION WELDER -3/4, 1, 1/14, 1 1/2, & 2 IN

Min = 4 hrs.  
 Day = 24 hrs

CASH is KING  
 Checks 3 % Processing Fee  
 Credit or Debit Cards 4% Processing Fee

We will PRICE MATCH any PRINTED ADVENTIVES PRICE.  
 Price subject to change without notice.

Mim	Day
12.20	15.50
25.00	30.00
48.00	67.50
75.00	75.00

10.60	15.50
10.60	15.50
6.25	6.25
6.25	6.25
9.00	9.00
9.00	9.00
9.00	9.00
9.00	9.00

8.25	8.25
8.00	12.50
30.00	52.75
28.00	41.50
8.00	10.50
9.40	12.50
10.60	15.50
15.60	20.75

35.00 35.00

0413

**Common Sense Solutions**



Sheardy's  
 A-1 Rental & Concrete  
 1251 W. Caro Rd (M-81)  
 Caro, MI 48723

**989 673-6138**

[www.a1rentalonline.com](http://www.a1rentalonline.com)

**Work or Play**

**A-1 is the Way**

**Party & Events**



**PARTY**

**GENERAL OFFERINGS**

**PARTY & EQUIPMENT RENTALS**

**MOBILE MIX CONCRETE &**

**PROPANE TANK REFILLS**

**MINI STORAGE UNITS**

**CUSTOM - SIGNS & BANNERS**

**CANOPY & TENTS**

	Mim	Day
CANOPY - 20 X 20 - WHITE/ RED - SEATS 60 DV	73.00	73.00
CANOPY - 20 X 20 - WHITE/ YELLOW - SEATS 60 DV	73.00	73.00
CANOPY - 20 X 30 - WHITE/ YELLOW - SEATS 80 DV	83.00	83.00
CANOPY - 20 X 30 - WHITE/ YELLOW - SEATS 80 TT	83.00	83.00
CANOPY - 20 X 40 - WHITE/ RED - SEATS 110 TT	133.00	133.00
CANOPY - 20 X 40 - WHITE/ YELLOW - SEAT 110 TT	133.00	133.00
CANOPY - SET UP ONLY - ( DELIVERY & PICK UP - ADDITAL )	85.00	85.00
CANOPY - SIDE - 20 X 7 - HEAVY WT	9.50	9.50
CANOPY - SIDE - 20 X 7 - LIGHT WT.	6.00	6.00
CANOPY - SIDE - 30 X 7 - HEAVY WT.	12.50	12.50
CANOPY - SIDE - 30 X 7 - LIGHT WT	7.25	7.25
EZ UP - 10 X 10	36.25	36.25
TENT - 40 X 40 - WEEDING - WHITE - SEATS 210	1245.00	1245.00
TENT - 40 X 60 - WEDDING - WHITE - SEATS 310	1400.00	1400.00
TENT - 40 X 80 - WEDDING - WHITE - SEATS 410	1595.00	1595.00
TENT - CAMPING - 9 X 12 - ( 4-6 PEROPLE)	14.50	14.50
TENT - LIGHTS - WHITE 6" GLOBES - 10 PER STRING	20.75	20.75
TENT - LIGHTS - YELLOW GUARDS - 10 PER STRING	20.75	20.75

**CHAFFERS - ROASTERS - COFFIE MAKERS**


	Mim	Day
CHAFFER - OBLONG - CONTINTAL	8.25	8.25
CHAFFER - OBLONG - ROYAL	8.25	8.25
CHAFFER - ROUND - ROYAL	9.25	9.25
COFFIE MAKER - 12 TO 55 CUPS - ELECTRIC	12.50	12.50
COFFIE MAKER - 40 TO 100 CUP - ELECTRIC	22.75	22.75
ROASTER - PIG W/ ROTISORY - LP GAS ( 80.00 DEP ) - TOW ABLE	90.00	90.00
ROASTER OVEN - 18 QT. - ELEC.	8.25	8.25

**CHAIRS & TABLES**

CHAIR - FOLDING - BEIGE	0.80	0.80
CHAIR - FOLDING - BONE	0.80	0.80
CHAIR - FOLDING - BROWN	0.80	0.80
CHAIR - FOLDING - WHITE ( WEDDING)	1.40	1.40
TABLE - BANQUET - 8' X 30" - SEATS 8 - 10	8.00	8.00
TABLE - LENIONS - WHITE - BANQUET - 120 X	5.95	5.95
TABLE - ROUND - 60 IN. DIA. - SEATS 6 - 8	9.00	9.00
TABLE - SALID - 6' W/ LEGS - WHITE	15.50	15.50
TABLE - SALID - TABLE TOP - W/ SNIZE GURAD	20.00	20.00

**CONCESSION EQUIPMENT**

COTTON CANDY	42.00	42.00
POP CORN - 8 OZ	42.00	42.00
SNO KONE	42.00	42.00
SNO KONE - TREAT PUMP	5.25	5.25



**COOLER**

5 GAL - HOT / COLD - W/ SPICKET	5.25	5.25
6 GAL - HOT / COLD - W/ SPICKET	8.25	8.25
SUPER COOLER - ( KEG BEER & POP )	14.50	14.50

**DANCE FLOOR**

CHEST NUT WOOD - 12 X 12 IN PICES	1.55	1.55
-----------------------------------	------	------

**TRUCKS & TRAILERS**

	Mim	Day
CAR DOLLY - WIDE VEHICAL	35.00	40.00
CAR DOLLY -WINCH - ONLY	10.50	10.50
TOW BAR - W/ SAFTY CHAIRS - ( METAL BUMPER REQUIRED )	15.60	15.50
TRAILER - BEVERTAIL - 8 X 18' - 10,000 LB CAPACITY	65.00	65.00
TRAILER - ENCLOSED - 6 X 12' - VAN	26.00	41.50
TRAILER - FLAT BED - 5 X 8' - SMALL	10.40	10.50
TRAILER - OPEN - 5 X 8' - W/ SIDES	15.60	27.00
TRAILER - RECIVER W/ BALL - FOR 2 X 2 RECIVER	8.00	12.50
TRUCK - VAN - 14' CLUB - FORD ECONOLINE - GAS	37.25	37.25
TRUCK - VAN - 26' BOX VAN - W/ LIFT GATE - DIESEL	45.00	45.00



**HOME & BUSINESS**

**HOME & BUSINESS**

DEHUMIFIER -COMMERCIAL - HEAVY DUTY	47.00	47.00
MESURING WHEEL - FEET & INCHES	8.25	8.25
METAL DECTOR	10.40	20.75
MISCELLANIOIUS ITEM	28.00	7.00
SIGN - ARROW LIGHTED - 40 X 96 IN.-1 7/8" BAL - TOW ABLE	20.00	20.00
WALL PAPER STEAMER - W/ PREFIRATOR - ELECTRIC	20.00	39.00
WATER BED PUMPS - ELECTRIC	10.00	10.00

**PLUMBING**

**COPPER**

	Mim	Day
FLARING TOOL - 3/16 - 3/4"	8.00	10.50
TUBING CUTTER - 3/8 - 1/2"	5.20	5.20
TUBING CUTTER - 5/8 TO 2 1/2"	7.25	7.25

**IRON PIPE**

DIE - EXTRA ( DEPOSIT 50.00 )	8.00	10.50
PIPE CUTTER - 1/8 TO 2"	5.25	5.25
PIPE DIE & HANDEL - W/ 1 DIE - ( DEPOSIT 50.00 )	10.60	14.50
PIPE REAMER - 1/8 - 2"	8.00	12.50

**POWER TOOLS**



- AERATOR - PLUG TYPE - SELF PROPELED
- AERATOR - SPIKE TYPE - 24" - TOWABLE
- AUGER - EXTRA - ( 8, 12, OR 16 IN.)
- AUGER - EXTENSION - 12 TO 36"
- AUGER - EASY AUGER - 8, 12 OR 16" DIA X 42" - TOW ABLE
- AUGER - LITTLE BEVER - 8,12 OR 16" DIA X 42"-
- BORING MACHINE - UNDER SLAB - 3" ( **DEPOSIT 100.00** )
- BRUSH CHIPPER - 6" CAPACITY - AUTO FEED - TRAILER
- HEDGE TRIMMER - 19" - ELEC
- HEDGE TRIMMER - 19" - ELECT
- HEDGE TRIMMER - 32" - GAS MIX :1
- LAWN - EDGER - 3.5 HP - GAS
- LAWN SPRAYER - 14 FT. WIDTH - TOWABLE - GAS
- LOG SPLITTER - 26 TON - VER / HORZ - TOWABLE
- MOWER - LARGE WHEEL - SELF PROPLED
- MOWER - LAWN - 20 IN. PUSH
- MOWER - PUSH - 20"
- MOWER - RIDER - 46" CUT - HYDROSTAT
- POWER BROOM - 36" - WALK BEHIND - SELF PROPLED
- ROLLER - 36" - 640 LBS. LOADED - TOW ABLE
- SOD CUTTER - 18" WIDTH - SELFPROPLED
- STUMP GRINDER - 8" GRINDING WHEEL - PIVET TYPE
- TILLER - FRONT TINE - 5 HP - GAS
- TILLER - REAR TIME - 26" WALK BEHIND
- TILLER - REAR TINE - 42" TOWABLE ( **DEP 100.00** )
- YORK RAKE - 48" - TOWABLE

Mim	Day
36.40	57.00
16.00	26.00
5.25	5.25
5.25	5.25
46.00	68.00
40.00	60.00
20.80	36.25
93.00	140.00
20.00	28.00
12.52	17.75
20.00	30.00
15.00	20.00
36.00	41.50
55.00	75.00
45.00	62.00
10.00	15.00
10.00	15.00
190.00	190.00
57.00	79.00
8.00	15.50
41.60	72.00
48.00	83.00
24.00	39.00
39.00	52.00
67.20	90.00
16.00	26.00

**MOVING**

**APPLIANCE DOLLIES & MOVING AIDS**

- BANDING MACHINE - CRIMPER & SEALER - 1/2 " METAL
- BOLT CUTERS - 42" - CUTS 3/4" RENF. BAR
- DOLLY - APPLIANCE - HEAVY DUTY
- DOLLY - HAND - W/ PNEUMATIC TIRES
- DOLLY - PIANO / ORGAN - 2 PC.
- PADS - 52 X 80"
- PALLET JACK - 4500 LB. CAPACITY
- STRAPS - MOVING - 2 X 20'
- STRAPS - RATCH - 2 X 30' - 3200 LB CAP.



10.25	10.25
9.00	12.00
8.00	10.25
8.00	10.25
8.00	10.50
1.60	1.60
20.80	20.75
3.25	3.25
8.00	10.50

**GAMES - KARAOKE - MISC.**

- DUNK TANK - W/ WINDOW - APROX 300 GAL. - **1 7/8 BALL**
- GAME - HORSE SHOES
- GAME - VOLLEY BALL SET - ( BALL , NET , & POLES
- KARAOKE - WITH 11 CD'S & 2 MIKES
- MIRROR BALL - 16 " DIA.
- WET BAR - 6 FT. - BLACK METAL W/ SS SHELF
- WISHING WELL - WHITE - VYANAL

Mim	Day
125.00	125.00
8.50	8.50
8.50	8.50
25.00	25.00
10.00	10.00
36.25	36.25
10.50	10.50

**HELIUM TANK & REGULATOR**

- TANK & REGULATOR

8.50	8.50
------	------



**INFLATABLES**

- BLOWER - ONLY
- CASTLE - BOUNCER - 15 X 15 ( **DEPOSIT 100.00** )
- COMBO - 5 IN 1 - ( NEW ) - 15 X 19 ( **DEPOSIT 100.00** )
- COMBO - 5 IN 1 - 15 X 18 ( **DEPOSIT 100.00** )

10.50	10.50
125.00	125.00
180.00	180.00
175.00	175.00

**PARTY PACKAGES**

- LRG PARTY-(100 PEOPLE /20x40Canopy,12Tables,100Chairs,Cooler
- MED SIZE -(80 PEOPLE /20x30Canopy,10Tables,80Chairs,Cooler)
- SM PARTY -(60 PEOPLE /20x20Canopy,8Tables,60Chairs,Cooler)

315.00	315.00
245.00	245.00
190.00	190.00

**PORTABLE TOILETS**

- PORTABLE TOILETS



80.00	80.00
-------	-------

# Tools & Equipment

## AUTOMOTIVE

### COMPRESSORS

	Min	Day
COIL SPRING - INSIDE	7.20	9.25
COIL SPRING - OUTSIDE	7.20	9.25
PISTON RING - ON HEAD LARGE	7.25	7.25
VALVE SPRING - OFF HEAD	7.25	7.25
VALVE SPRING - ON HEAD	7.25	7.25
VALVE SPRING - ON HEAD SMALL	7.25	7.25
VALVE SPRING - STRAIGHT 6	7.25	7.25

### HOISTS

CHAIN FALL - 2 TON - 15' LIFT	9.00	15.00
ENGIN HOIST - KD - 2000 LB. CAPACITY	10.60	22.00

### MISCELLANEOUS TOOLS

CONSTANT VELOCITY BOOT	7.25	7.25
CONSTANT VELOCITY BOOT CLAMP - EAR TYPE	7.25	7.25
CONSTANT VELOCITY BOOT CLAMP - EARLESS	7.25	7.25
GROVER - PISTON RING - 2 - 3"	7.25	7.25
INSTALLER - POWER STEERING PULEY	7.25	7.25
PICKEL FORK - BALL JOINT - NARROW	7.25	7.25
PICKEL FORK - BALL JOINT - WIDE	7.25	7.25
POLISHER - AUTO - 7" - 1900 RPM - ELEC.	8.40	12.50
PORT-A-POWER - 10 TON - 11 PCS	17.80	17.75
PRESS - BALL JOINT - C TYPE - 6 PCS	6.40	12.00
PRESS - BALL JOINT - 8 PC	7.20	10.50
RIDGE REAMER - LARGE - 3 - 5 "	7.25	7.25
RIDGE REAMER - SMALL - 2 - 3 "	7.25	7.25
SLID HAMMER - AXEL - FLANGE TYPE	10.25	10.25
SLID HAMMER - AXEL - FRONT WHEEL	10.25	10.25
SLID HAMMER - AXEL - REAR / FWD - LARGE	12.50	12.50
SLID HAMMER - ONLY	10.25	10.25
SLID HAMMER - PILOT BEARNING	7.25	7.25
SPLLITER - BEARING - 2 1/4 "	7.25	7.25
SPLLITER - BEARING - 4 1/4 "	7.25	7.25
TORCH, CUTTING - PROPAIN - (LP & OX-.08/LB) ( DEPOSIT 100.00 )	40.00	40.00

## TILE & SHEET GOODS

	Mim	Day
ASPHALT TILE CUTTER	9.50	9.50
BUMINISHER - 2 " DIA. - ELEC.	31.00	46.50
LINOLEUM - ROLLER - 75 LBS. - 16" WIDTH	12.60	16.50
LINOLEUM - ROLLER -15 LBS. - 14" WIDTH	12.60	16.50
MOP BUCKET & RINGER	1.50	1.50
MOP BUCKET W/ WRINGER	8.25	8.25
POLISHER - EXTRA DRIVE PAD	8.25	8.25
POLISHER 13" DIA. - ELEC.	16.60	25.00
REMOVER - TILE - POWER - ELECTRIC	26.00	36.50
SEAMING - ROLLER - 2 "	8.25	8.25

## LANDSCAPING

### HAND TOOLS

AUGER - POST HOLE - CLAM SHELL	8.25	8.25
BRUSH & FINE LOBER	6.25	6.25
FENCE POST DRIVER - METAL POST	10.50	10.50
FENCE STRECHER - CHAIN LINK - 4 -6 FT. HIGH	8.25	8.25
RAKE - LANDSCAPE - 36" ALUMIN	8.00	10.50
TREE - PRUNER / SAW - 12' REACH	8.00	10.50



### LAWN SEEDERS

SEEDER - BROADCAST - TOW ABLE	15.50	15.50
SEEDER - BRODCAST - PUSH	8.25	8.25
SEEDER - DROP - 24" - PUSH	8.25	8.25



## SAWS

CHAIN 14" BAR - MIX GAS 40:1 PLUS CHAIN WARE  
 CHAIN WARE / DIAMOND CHAIN  
 CHOP 14" - MIX GAS 50:1  
 GREEN CUT CONCRETE - 7" ELECT.  
 WALK BEHIND 14" - GAS  
 WALK BEHIND 18" - GAS



Mim	Day
80.00	80.00
80.00	80.00
27.00	52.00
21.00	21.00
41.60	67.25
45.00	70.00

## VIBRATORS

VIBRATOR - 1 1/4 HEAD - 10' SHAFT - ELECT.  
 VIBRATOR - 3/4" HEAD- W/ 5' SHAFT - ELECT.

19.00	31.00
19.00	31.00

## FLOOR CARE

### CARPET CARE

CLEANER - 3 GAL. COMMERCIAL  
 DRYER - 3 SPEED - ELEC.  
 KNEE KICKER  
 POWER STRECHER - WALL TO WALL  
 REMOVER - POWER - ELECTRIC  
 SEAMING IRON  
 STAPLE GUN - ELEC.  
 TRIMMER

Mim	Day
18.75	18.75
12.50	12.50
16.50	8.25
29.00	29.00
26.00	36.50
1.25	1.25
12.50	12.50
5.25	5.25


### CERMIC TILE

CERAMIC TILE - HOLE SAW - 1 3/8 INCH - SPECIAL FOR TILE  
 CERAMIC TILE - NIPPER - HAND  
 CERAMIC TILE - SAW - WET CUT - 8 X 8"  
 CREAMIC TILE - SAW - WET CUT - 18 X 18"

5.00	5.00
5.25	5.25
2.80	31.00
4.00	57.00

### SANDERS

BELT SANDER - 3 X 21  
 DRUM - 8" - ELECTRIC  
 EDGER - 7" DIA. - ELECTRIC  
 SQUARE BUFF - 12 X 18 " - 14 LBS



8.00	8.00
29.00	43.50
19.00	28.00
25.00	37.25

## PULLERS

DENT - SCREW TYPE  
 FRONT WHEEL DRIVE HUB  
 GEAR - CAGE TYPE - 3 JAW - MEDIUM  
 GEAR - CAGE TYPE - 3 JAW - LARGE  
 GEAR - CAGE TYPE - 3 JAW - SMALL  
 HARMONIC BALANCE  
 PILOT BEARING - SCREW TYPE ( DEPOSIT 80.00 )  
 PITMAN ARM - SMALL  
 PITMAN ARM - LARG  
 POWER STEERING PUMP PULEY  
 STEERING WHEEL  
 TIE ROD ENDS


Min	Day
7.25	7.25
8.25	8.25
10.75	10.75
12.50	12.50
8.25	8.25
7.25	7.25
20.00	20.00
7.25	7.25
29.00	7.25
10.25	10.25
7.25	7.25
7.25	7.25

## WRENCHES

SOCKET - AXEL NUT - 3/4 TON - 2 WD  
 SOCKET - 1 INCH DRIVE - EACH  
 SOCKET - 3/4" DRIVE - EACH  
 SOCKET - AXEL NUT - 30 MM  
 SOCKET - AXEL NUT - 33 MM  
 SOCKET - SPINDLE NUT - 4 POINT - 4 WD  
 SOCKET - SPINDLE NUT - 6 POINT - 4 WD  
 TORQUE WRENCH - 1/2 " DRIVE - 250 FOOT / LBS  
 TORQUE WRENCH - 3/8" DRIVE - 250 INCH / LBS

7.25	7.25
7.25	7.25
7.25	7.25
7.25	7.25
7.25	7.25
8.25	8.25
8.25	8.25
12.80	18.75
12.80	18.75

## CONSTRUCTION



### BRAKE - ALUMINUM

ALUMINUM BRAKE - 10' - 6" LONG - ( ALUMINUM ONLY )

Min	Day
44.00	62.00

### COMPACTION

COMPACTOR, SAND - GAS - PLATE - 20 X 20" - ( 8" LIFTS )  
 SAND TAMP - HAND -10 X 10"

40.00	40.00
8.25	8.25

## COMPRESSORS

1.95 CFM - ELEC. 1 HP  
 3.40 CFM - ELEC.  
 4.86 CFM - ELEC. - 2 HP  
 11 CFM - GAS  
 100 CFM - GAS - TOW ABLE  
 200 CFM - DIESEL - TOW ABLE  
 HOSE - AIR - 3/4 X 50  
 HOSE - AIR - 3/8 X 50



( 100.00 DEPOSIT )  
 ( 100.00 DEPOSIT )

Min	Day
8.24	15.50
15.00	19.00
15.00	19.00
15.00	27.00
55.00	78.00
75.00	110.00
8.25	8.25
6.24	6.25

## DRY WALL

PANEL LIFT - 11' HT - HANGS UP TO 4' X 16' SHEETS  
 PANEL LIFT EXTENSION - FOR CELINGS UP TO 15' HT  
 SANDER - POLE - ELEC. ( NEEDS VACUM )  
 SANDER - POLE - MANUAL - 1/3 SHEET  
 SCREW GUN - ELEC

Min	Day
14.60	25.00
5.20	10.50
16.80	26.00
5.25	5.25
8.00	12.50

## ELECTRIC TOOLS

CONDUIT BENDER - 1 1/4 " - EMT  
 CONDUIT BENDER - 1" - EMT  
 CONDUIT BENDER - 1/2" - EMT  
 CONDUIT BENDER - 3/4 " - EMT  
 EXTENSION CORD - 10/2 W/ GRD - 50'  
 EXTENSION CORD - 12/2 W/G - 50'  
 FISH TAPE - 200 FEET



9.25	9.25
8.25	8.25
6.25	6.25
6.25	6.25
6.50	6.50
5.00	5.00
5.00	5.00

## GENERATORS & WELDERS

GENERATOR - 3000 WATT - SKID MOUND  
 GENERATOR - 4500 WATT - ON WHEELS - EXTENDED RUN  
 WELDER - ARC -150 AMP-GAS ALSO 4500 WATT GENERATOR  
 WIRE FEED - MILERMATIC 240 - 240V. ( GAS .08/LB ON GAGE )

27.00	41.50
160.00	57.00
31.00	46.50
45.00	65.00



## TRANSITS

LAZER - W/ ROD, TARGET A& TRIPOD  
 SERVERYORS' - W/ ROD, TARGET, & TRIPOD



Min	Day
26.00	41.50
16.00	26.00

## UTILITY VEHICLES

MULE - 4 X 4 - GAS

480.00	475.00
--------	--------

## CONCRETE

### HAND TOOLS

24 " BROOM W/ 1 HANDLE  
 BRICK TONGS  
 BULL FLOAT - 36" W/ 1 HANDLE  
 BULL FLOAT 48" - W/ 1 HANDLE  
 COME A LONG  
 EDGER  
 EXTRA HANDLES - BULL FLOAT  
 HAND - GROVER W/ 6" HANDLE  
 HAND - ROLL BUG - 36" W/ 1 HNSLW  
 HAND - SHOOT 12' W/ FLARE  
 HAND - TROWEL FINISH  
 HAND - TROWEL MAGNESIUS



Mim	Day
6.50	6.50
5.25	5.25
14.50	14.50
14.50	14.50
8.25	8.25
4.00	4.00
4.00	4.00
6.00	6.00
10.50	10.50
21.00	21.00
6.00	6.00
6.00	6.00

### POWER TOOLS

FLOOR GRINDER - 1.5 HP - ELEC.  
 FLOOR SCARIFER - 8" PLANE - GAS  
 GRINDER - RT. ANGLE - ( 5" CUP EXTRA )  
 MASONARY BIT 2" X 18" - SPLINE DRIVE  
 MIXER CEMENT 2 CF - ELEC  
 TROWEL 36" W/ COMBO BLADES



53.00	85.00
63.00	100.00
12.00	12.00
12.00	12.00
21.00	30.00
52.00	52.00

**RUST & SCALE REMOVER**

NIDEL TYPE

Min Day  
20.00 18.00

**SHEET METAL TOOLS**

NIBBLER - 18 GA - ELECTRIC  
SHEAR - 18 GA. - ELECTRIC

8.25 8.25  
10.50 10.50

**SKIDSTEERS**




BOBCAT - 7753 - DIESAL - 46 HP.  
BOBCAT - 853H - DESIEL - 56 HP

100.00 100.00  
84.00 125.00

**SKIDSTEER ATTACHMENTS**

ADAPTORS - AUGER - CONVERTS HEX TO ROUND  
ADAPTORS - HYD. FITTING ( OLD / NEW )  
AUGER - EXTENSION - 2 FT. HEX  
AUGER - EXTRA BIT  
AUGER - W/ ONE BIT - ( 12, 18, 24, OR 36" BIT )  
BACK HOE - 9' REACH - ( 12, 16, OR 24" ) BUCKET  
BRAKER HYD - FOR CONCRETE  
BRUSH HOG - 72" CUT  
BUCKET - FRONT - 66" WIDTH  
BUCKET - CEMENT - 66 "  
FORKS - 48" LENGTH  
RAKE - LANDSCAPE - GIBSON - 3 PT. HITCH  
ROCK HOUND - LANDSCAPE RAKE  
TRENCHER - 6" X 48"



15.00 15.00  
10.25 10.25  
15.00 15.00  
26.00 26.00  
52.00 88.00  
52.00 93.00  
95.00 95.00  
52.00 95.00  
21.00 21.00  
25.00 25.00  
21.00 21.00  
65.00 65.00  
100.00 150.00  
65.00 100.00

**SMALL POWER TOOLS**

SAW - CIRCULAR - 7 1/4 "  
SAW - JAMB - 7" - ELEC.  
SAW - JIG OR SABOR - ELEC.  
SAW - MITER - 12" COMPOUND CUT - ELEC  
SAW - RECIPCATING - ( SAWS ALL ) - ELEC.

8.50 8.50  
15.00 20.00  
8.25 8.25  
15.60 20.75  
10.60 15.50

**STUD GUNS - POWER ACTIVATED**

RAMSET - 22 CAL. - LOW VOLICY

16.80 25.00

**HAMMERS**

30 LB. - ELEC. ( WALL WORK )  
60 LB - ELEC ( BRUTE ) - ( FOR WORK UP TO 4 )  
90 LB - AIR - W/ POINT & CHELEL  
STEEL - 1 1/8 SHANK - ASPHALT SPAID 5"  
STEEL - 1 1/8 SHANK - EXTRA POINT OR CHISEL  
STEEL - 1 1/8 SHANK - GROUND ROD DRIVER  
STEEL - 3/4 SHANK - 6 X 6 SAND TAMP  
STEEL - 3/4 SHANK - EXTRA CHISEL OR POINT



Min Day  
24.00 36.25  
37.20 57.00  
32.00 46.50  
8.25 8.25  
8.25 8.25  
12.00 12.00  
8.25 8.25  
5.00 5.00

**HEATERS**

PROPAIN - 100,000 BTU - TORPETO  
PROPAIN - 150,000 BTU - TORPETO  
PROPAIN - 80,000 BTU - TORPETO

20.00 24.00  
24.00 26.00  
40.00 22.75

**INSULATION BLOWER**

CELIOUS INSULATION - W/ HOSE



20.80 31.00

**JACKS**

HOUSE - 10 TON - RATCH - W/ 12" LIFT  
HYD - 17 TON  
HYD - 22 TON  
ROLLING FLOOR JACK - 3 TON

10.60 15.50  
8.00 13.50  
9.20 14.50  
10.00 13.50

**LADDERS**

EXTENSION - ALUMINUM - 40 FEET  
EXTENSION - FIBERGLASS - 24 FT.  
EXTENSION - FIBERGLASS - 28'  
LADDER JACKS - ( PAIR )  
ROOFING JACKS - ( PAIR )  
STEP - FIBERGLASS - 12 FEET  
STEP - FIBERGLASS - 5 FEET  
STEP - FIBERGLASS - 8 FEET

31.00 41.50  
22.80 32.00  
36.00 37.25  
8.25 8.25  
3.25 3.25  
15.60 15.50  
7.40 10.50  
10.60 14.50



### LIFTS

AREIAL - 47 FT. WORKING HIGHT - TOWABLE - 2 MEN /500 LB.CAP.  
 CABLE - 18 FT. W/ 750 LB. CAPACITY

Min	Day
150.00	195.00
20.76	31.00

### NAILERS & STAPLERS

HARDWOOD FLOOR - AIR ASSISTATED  
 HARDWOOD FLOOR - W/ MALIT  
 NAILER - FRAMING  
 NAILER - ROOFING - COIL - 3/4 - 1 1/2"  
 STAPLER - FINISH - 3/16 CROWN - AIR  
 STAPLER - SLING TYPE  
 STAPLER - UNDERLAMENT - 1/4" CROWN - AIR



20.00	37.25
10.40	18.75
20.80	31.00
20.80	31.00
8.25	8.25
5.25	5.25
10.50	10.50

### PAINT SPRAYERS

AIR LESS - DIRECT FROM BUCKET ( DEP 100.00)  
 EXTENSION WAND - 6 FT. LENGTH  
 LINE STRIPER - PARKING LOT LINES

52.00	77.50
6.25	6.25
10.60	10.50

### POWER TOOLS - ELECTRIC

DRILL - RIGHT ANGLE - 1/2" - ELEC  
 ROTARY HAMMER - 1/2" - (1194)  
 ROTARY HAMMER - 7/8 - SDS ( 11224 VSR )  
 ROUTER - 1 HP.  
 ROUTER - FORMICA TRIMMER - ADJ. BASE  
 SANDER - ORBITAL - 1/2 SHEET

5.20	8.25
12.60	18.75
20.80	30.00
8.25	8.25
10.50	10.50
10.50	10.50

### PRESURE WASHERS

CHEMICAL ENJECTOR  
 COLD WATER - ELECT. - 2500 PSI - 240 V.  
 COLD WATER - GAS - 2700 PSI  
 EXTENSION WAND - 16 FT. REACH - HIGHT  
 HOT WATER GENERATOR - ( KORSEN OR DEISEL )

Min	Day
2.00	2.00
41.50	41.50
31.00	36.25
15.00	15.00
41.20	68.25

### PUMPS & HOSES

HOSE - DISCHARGE - 2 X 50 - WATER  
 HOSE - INTAKE - 3 X 20 - WATER  
 HOSE - DISCHARGE - 3 X 50 - WATER  
 DIPRAM - 3" W/ SUCTION HOSE - GAS  
 SUBERMISABLE - 100 GPH - ELEC. - GARDEN HOSE  
 SUBERMISABLE - 700 GPH - ELEC - GARDEN HOSE  
 SUBMERSIBLE - 66 GPM - ELEC  
 TRASH - 3" GAS  
 TRASH - 3" GAS - 430 GPM



6.25	6.25
13.00	12.50
8.25	8.25
38.00	38.00
16.60	22.75
14.60	20.75
24.80	35.00
32.00	40.00
31.00	48.50

### ROOFING TOOLS

MAGINAET ROLLING SWEEPER - FOR NAILS  
 SHINGLE REMOVERS - BEAR CLAWS

20.80	31.00
8.25	8.25

### SAND BLASTER

150 LB. POT - ( DEPOSIT \$ 50.00 ) - (100 CFM MIN RECOMDATO)

36.16	61.75
-------	-------

### SCAFFOLDING

ROLLING TOWER - ALUM - 2' X 8' - 7' HT.  
 ROLLING TOWER - EXTENSION FOR WORKING HT. 19 '  
 STEEL - WHEELS - 8" ADJUSTABLE  
 STEEL - 8" WHEELS - ( SET OF 4 )  
 STEEL - CROSS BRACES - FOR 7' SCAFFOLDING  
 STEEL - ENDS 5 X 5'  
 STEEL - SIDE BRAKETs  
 STEEL - WALK PALNK - 28" X 7' - PLYWOOD TOPS  
 STEEL - WHEELS - 4" ( SET 4).  
 WALK PLANK - 12" X 12' - ( PICK ) - ALUMIN

13.60	24.00
13.60	24.00
25.00	25.00
16.00	16.00
2.10	2.10
2.10	2.10
2.10	2.10
5.50	5.50
10.00	10.00
8.00	12.50